


# Quick Fit Stainless Steel Mist Lines

The OZmist "Quick Fit" range of Stainless Steel tubes and fittings makes installing a misting line a synch.

The Quick Fit system comprises of lengths of pre cut and machined 304 grade stainless steel tube. Simply push the tube into the fitting and tighten the grub screw into the groove on the end of the tube and that's it. The internal O Ring seals the tube and fitting to ensure a leak free join.

The system is incredibly quick to install and being stainless steel it will not bow or bend like nylon tube systems.






Tubes are supplied in lengths starting at 300mm, 500mm, 750mm, 1,000mm, 1.2m and 1.5m long. Other lengths can be made by request.




## QUICK FIT STAINLESS STEEL TUBES

					
<b>3.1.001</b> Quick Fit S/S TUBE 500M	<b>3.1.002</b> Quick Fit S/S TUBE 750M	<b>3.1.003</b> Quick Fit S/S Tube 1000MM	<b>3.1.004</b> Quick Fit S/S TUBE 1,500MM	<b>3.4.005</b> Push Lock IT 1/4" Joiner	<b>3.4.006</b> Push Lock IT 1/4" MI x 3/8" Tube

## QUICK FIT FITTINGS

					
<b>3.2.001</b> Quick Fit SINGLE COND MANIFOLD	<b>3.2.002</b> Quick Fit DOUBLE COND. MAN. Quick Fit Manifolds	<b>3.2.003</b> Quick Fit End Cap	<b>3.2.004</b> Quick Fit Blank End Single Nozzle Union*	<b>3.2.005</b> Quick Fit X 1/4" MI ADAPTOR	<b>3.2.006</b> Quick Fit JOINER
					
<b>3.2.007</b> Quick Fit TEE	<b>3.2.008</b> Quick Fit BLANK UNION	<b>3.2.009</b> Quick Fit DOUBLE NOZZLE UNION*	<b>3.2.010</b> Quick Fit END PLUG	<b>3.2.011</b> Quick Fit ELBOW	<b>3.2.012</b> Quick Fit SINGLE NOZZLE UNION*


<b>3.2.014</b> Quick Fit 1/4" Male to S/S Tube Union

## SPECIFICATIONS

- Tube and fittings rated at 1,500PSI
- Can be supplied to run on mains pressure with any of the Ozmist pressure pumps
- Quick Fit Nozzle Unions do not come with Mist Nozzles, these must be purchased separately

\* Nozzle Unions are not supplied with Nozzle included, Nozzles must be ordered separately.